

LP75 Industrial



Features

- 3 x 2 x 1 Inches Form factor
- 75 Watts Convection
- Efficiencies upto 93%
- -40 to 70 degree operating temperature
- Thermal Shut-Down feature
- >3.00m Hours, Telcordia-SR332-issue 3
- Standby Power < 0.3W

Electrical Specifications

Input Voltage	85-264 VAC/390 VDC ¹ , Universal (Derate from 75W at 100V AC to 65W at 85V AC)	
Input Frequency	47-63 Hz	
Input Current	115 VAC: 1 A max.	230 VAC: 0.5 A max.
No Load Power	less than 0.3W typical	
Inrush Current	115 VAC – 25 A, 230 VAC – 45 A, 264 VAC – 75 A	
Efficiency	93%(48V,58V), 91%(24V,30V), 90%(12V,15V)	
Hold-up Time	>16 ms typical	
Power Factor	exceeds 0.95 with Full Load	
Output Power	75W Convection	
Output Voltage Adjustability	+/-3%	
Line Regulation	+/-0.5%	
Load Regulation	+/-1%	
Transient Response	25% step load change, at 0.1A/uS slew rate, 50% duty cycle, 50Hz=4% , recovery time < 5 ms	
Rise Time	55ms typical	
Set Point Tolerance	+/-1%	
Over Current Protection	>110%	
Over Voltage Protection	110 to 140%, Latch type (AC recycling required)	
Short Circuit Protection	Hiccup mode	
Switching Frequency	60 KHz typical	
Operating Temperature*	-40 to +70°C	
Storage Temperature	-40 to +85°C	
Relative Humidity	5% to 95%, noncondensing	
Altitude	Operating: 16,000 ft.; Nonoperating: 40,000 ft.	
MTBF	>3.00m Hours, Telcordia-SR332-issue 3	
Isolation Voltage	Input to Output – 3000V AC for ITE application Input to GND - 1500 VAC	
Cooling	75W with natural convection cooling at 100 to 264VAC.	

Model Number	Description	Voltage	Max. Load (Convection)	Min. Load	Ripple ¹
LP75-1001	with Screw Terminal	12 V	6.25A	0.0 A	1%
LP75-1301	with Molex Header	12 V	6.25A	0.0 A	1%
LP75-1002	with Screw Terminal	15 V	5.00A	0.0 A	1%
LP75-1302	with Molex Header	15 V	5.00A	0.0 A	1%
LP75-1003	with Screw Terminal	24 V	3.12A	0.0 A	1%
LP75-1303	with Molex Header	24 V	3.12A	0.0 A	1%
LP75-1004	with Screw Terminal	48 V	1.56A	0.0 A	1%
LP75-1304	with Molex Header	48 V	1.56A	0.0 A	1%
LP75-1005	with Screw Terminal	30 V	2.50A	0.0 A	1%
LP75-1305	with Molex Header	30 V	2.50A	0.0 A	1%
LP75-1006	with Screw Terminal	58 V	1.29A	0.0 A	1%
LP75-1306	with Molex Header	58 V	1.29A	0.0 A	1%
LP75-CK	metal cover kit accessory				

Connectors		
J1	Pin 1	AC LINE
	Pin 2	NOT FITTED
	Pin 3	AC NEUTRAL
J2	Pin 1,2	V1 -VE
	Pin 3,4	V1 +VE

Notes

1. Ripple is peak to peak with 20 MHz bandwidth and 10 μ F (Tantalum capacitor) in parallel with a 0.1 μ F capacitor at rated line voltage and load ranges.
2. Specifications are for nominal input voltage, 25°C unless otherwise stated.
3. -40 to 0°C startup is guaranteed with spec deviation in output ripple and voltage regulation.
4. Functional, not approved.

Mechanical Specifications

AC Input Connector (J1) Option 1	Molex: 39357-0003 Tyco: 2-1776112-3	Option 2	Molex: 1722861103 (Mating conn: Molex 1722561003)
DC Output Connector (J2) Option 1	Molex: 39357-0004 Tyco: 2-1776112-4	Option 2	Molex: 1722861104 (Mating conn: Molex 1722561004)
Dimensions	3 x 2 x 1 inches (76.2 x 50.8 x 25.4 mm)		
Weight	150gm approx		

EMC

CE Mark	Complies with LVD Directive
Conducted Emissions	EN55022-B, CISPR22-B, FCC PART15-B
Static Discharge	EN61000-4-2, Level-3
RF Field Susceptibility	EN61000-4-3, Level-3
Fast Transients/Bursts	EN61000-4-4, Level-3
Radiated Emissions	Level A radiated, Level B radiated with external core (King core K5B RC 25x12x15-M in input cable with 5 Turns)
Surge Susceptibility	EN61000-4-5, Level-3
Harmonic Current	EN61000-3-2, Class D

Safety

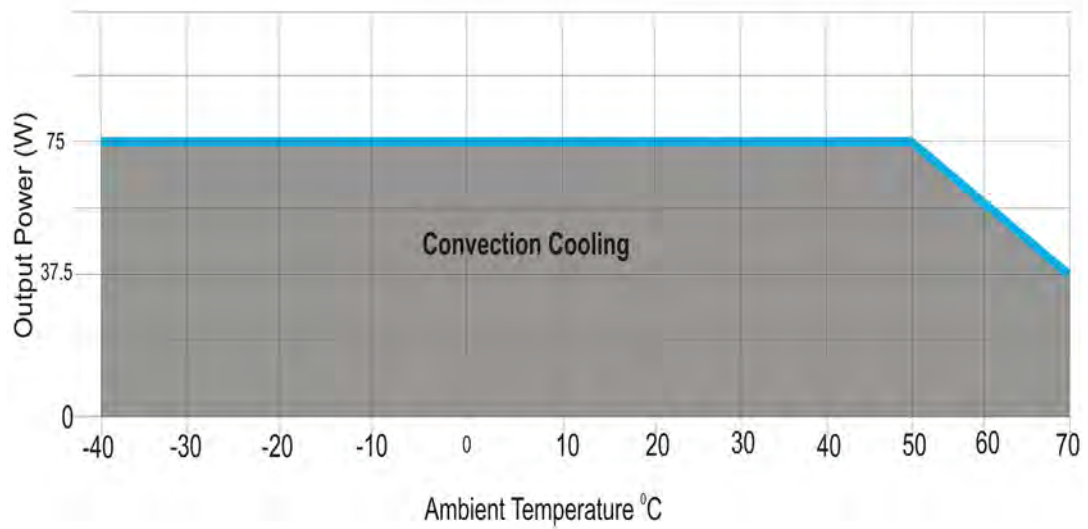
Safety Standard(s)	EN60950-1, IEC60950-1 (ed.2), UL 60950 (ed.2), CSA C22.2 No.60950-1 (ed.2), Class1 SELV, Class C EN61000-3-2
Approval Agency	Nemko, UL, C-UL
Safety File Number(s)	(Pending)

Environmental

RoHS Version	LP75 series meet RoHS compliance as per european RoHS directive (Directive 2011 / 65 / EU)
--------------	---

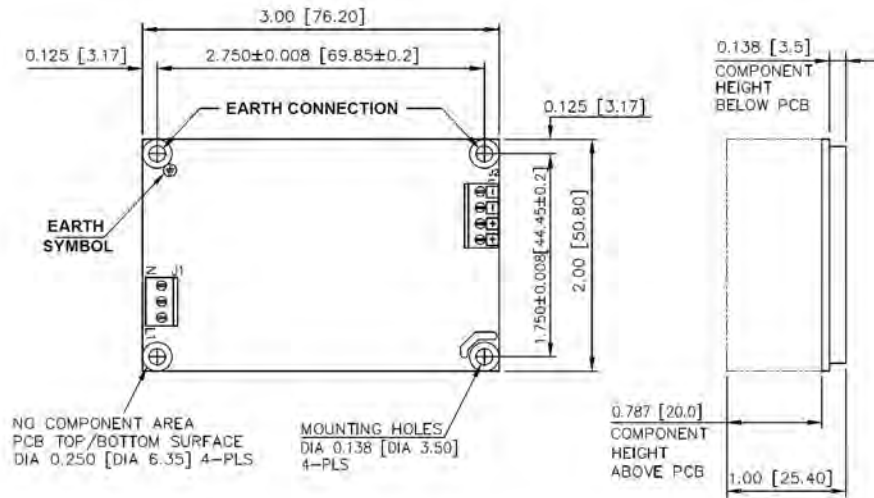
Derating Curve

12V,15V,24V,30V,48V,58V Output



Mechanical Drawing

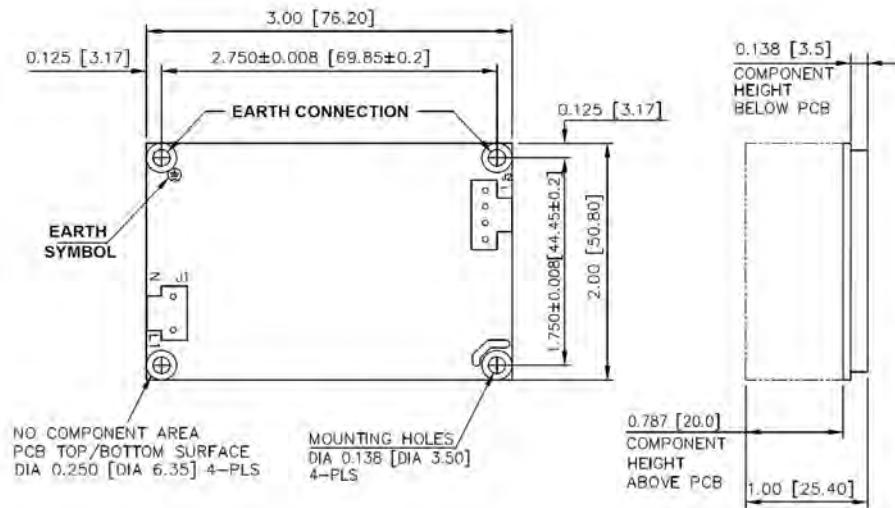
Option -1



MECHANICAL OUTLINE DIMENSIONS
 ALL DIMENSIONS ARE IN INCHES[MM]
 GEN TOLERANCE: ±0.04 [±1.0MM]

Mechanical Drawing

Option -2



MECHANICAL OUTLINE DIMENSIONS
 ALL DIMENSIONS ARE IN INCHES[MM]
 GEN TOLERANCE: ±0.04 [±1.0MM]



Your Power House
 VP ELECTRONIQUE